


2ND - SEMESTER EXAMINATION - 2024

NAME: BIJAYALAXMI SATAPATHY
DEPARTMENT : P.G DEPT OF ANALYTICAL & APPLIED
ECONOMICS

SL NO. :
PGUNAAE/2ND/2024/001
ROLL NO: PGUNAAE23001
REGD NO:

Paper & Subjects	Grade	Grade Point	Credit Point	Maximum Mark	Marks Secured
1. MACRO ECONOMIC ANALYSIS-II	F	0	0	30 + 70	A + A
2. MICRO ECONOMIC ANALYSIS-II	F	0	0	30 + 70	A + A
3. ECONOMIC GROWTH AND DEVELOPMENT	F	0	0	30 + 70	A + A
4. ECONOMICS OF SOCIAL SECTOR	F	0	0	30 + 70	A + A
5. QUANTITATIVE METHODS-II	F	0	0	30 + 70	A + A
RESULT: FAIL	SGPA : 0		TOTAL :	500	0
GRADE- O:100%-90%,A+:89%-80%,A:79%-70%,B:69%-60%,C:59%-50%,D:49%-40%,E:39%-30%,F: < 30%					


PRINCIPAL


CONTROLLER OF EXAMINATION


2ND - SEMESTER EXAMINATION - 2024

NAME: JYOTIRANJAN SUBUDHI
DEPARTMENT : P.G DEPT OF ANALYTICAL & APPLIED
ECONOMICS

SL NO. :
PGUNAAE/2ND/2024/002
ROLL NO: PGUNAAE23002
REGD NO:

Paper & Subjects	Grade	Grade Point	Credit Point	Maximum Mark	Marks Secured
1. MACRO ECONOMIC ANALYSIS-II	F	0	0	30 + 70	A + A
2. MICRO ECONOMIC ANALYSIS-II	F	0	0	30 + 70	A + A
3. ECONOMIC GROWTH AND DEVELOPMENT	F	0	0	30 + 70	A + A
4. ECONOMICS OF SOCIAL SECTOR	F	0	0	30 + 70	A + A
5. QUANTITATIVE METHODS-II	F	0	0	30 + 70	A + A
RESULT: FAIL	SGPA : 0		TOTAL :	500	0
GRADE- O:100%-90%,A+:89%-80%,A:79%-70%,B:69%-60%,C:59%-50%,D:49%-40%,E:39%-30%,F: < 30%					


PRINCIPAL


CONTROLLER OF EXAMINATION


2ND - SEMESTER EXAMINATION - 2024

NAME: JYOTIRMAYEE SAHOO
DEPARTMENT : P.G DEPT OF ANALYTICAL & APPLIED
ECONOMICS

SL NO. :
PGUNAAE/2ND/2024/003
ROLL NO: PGUNAAE23003
REGD NO:

Paper & Subjects	Grade	Grade Point	Credit Point	Maximum Mark	Marks Secured
1. MACRO ECONOMIC ANALYSIS-II	A	8	32	30 + 70	22 + 50
2. MICRO ECONOMIC ANALYSIS-II	A+	9	36	30 + 70	25 + 55
3. ECONOMIC GROWTH AND DEVELOPMENT	B	7	28	30 + 70	23 + 43
4. ECONOMICS OF SOCIAL SECTOR	A+	9	36	30 + 70	27 + 53
5. QUANTITATIVE METHODS-II	A+	9	36	30 + 70	27 + 53
RESULT: PASS	SGPA : 8.4		TOTAL :	500	378
GRADE- O:100%-90%,A+:89%-80%,A:79%-70%,B:69%-60%,C:59%-50%,D:49%-40%,E:39%-30%,F: < 30%					


PRINCIPAL


CONTROLLER OF EXAMINATION


2ND - SEMESTER EXAMINATION - 2024

NAME: LIPSAMUDRA SAMAL
DEPARTMENT : P.G DEPT OF ANALYTICAL & APPLIED
ECONOMICS

SL NO. :
PGUNAAE/2ND/2024/004
ROLL NO: PGUNAAE23004
REGD NO:

Paper & Subjects	Grade	Grade Point	Credit Point	Maximum Mark	Marks Secured
1. MACRO ECONOMIC ANALYSIS-II	D	5	20	30 + 70	15 + 34
2. MICRO ECONOMIC ANALYSIS-II	C	6	24	30 + 70	20 + 36
3. ECONOMIC GROWTH AND DEVELOPMENT	D	5	20	30 + 70	15 + 28
4. ECONOMICS OF SOCIAL SECTOR	C	6	24	30 + 70	22 + 36
5. QUANTITATIVE METHODS-II	C	6	24	30 + 70	20 + 38
RESULT: PASS	SGPA : 5.6		TOTAL :	500	264
GRADE- O:100%-90%,A+:89%-80%,A:79%-70%,B:69%-60%,C:59%-50%,D:49%-40%,E:39%-30%,F: < 30%					


PRINCIPAL


CONTROLLER OF EXAMINATION


2ND - SEMESTER EXAMINATION - 2024

NAME: MAHAVIRA PANDA
DEPARTMENT : P.G DEPT OF ANALYTICAL & APPLIED
ECONOMICS

SL NO. :
PGUNAAE/2ND/2024/005
ROLL NO: PGUNAAE23005
REGD NO:

Paper & Subjects	Grade	Grade Point	Credit Point	Maximum Mark	Marks Secured
1. MACRO ECONOMIC ANALYSIS-II	C	6	24	30 + 70	19 + 35
2. MICRO ECONOMIC ANALYSIS-II	B	7	28	30 + 70	24 + 45
3. ECONOMIC GROWTH AND DEVELOPMENT	D	5	20	30 + 70	17 + 23
4. ECONOMICS OF SOCIAL SECTOR	B	7	28	30 + 70	22 + 41
5. QUANTITATIVE METHODS-II	A	8	32	30 + 70	27 + 43
RESULT: PASS	SGPA : 6.6		TOTAL :	500	296
GRADE- O:100%-90%,A+:89%-80%,A:79%-70%,B:69%-60%,C:59%-50%,D:49%-40%,E:39%-30%,F: < 30%					


PRINCIPAL


CONTROLLER OF EXAMINATION


2ND - SEMESTER EXAMINATION - 2024

NAME: PRITIPRIYADARSHANI RAY
DEPARTMENT : P.G DEPT OF ANALYTICAL & APPLIED
ECONOMICS

SL NO. :
PGUNAAE/2ND/2024/006
ROLL NO: PGUNAAE23006
REGD NO:

Paper & Subjects	Grade	Grade Point	Credit Point	Maximum Mark	Marks Secured
1. MACRO ECONOMIC ANALYSIS-II	A	8	32	30 + 70	20 + 54
2. MICRO ECONOMIC ANALYSIS-II	A	8	32	30 + 70	22 + 54
3. ECONOMIC GROWTH AND DEVELOPMENT	B	7	28	30 + 70	24 + 42
4. ECONOMICS OF SOCIAL SECTOR	A+	9	36	30 + 70	27 + 55
5. QUANTITATIVE METHODS-II	A	8	32	30 + 70	24 + 50
RESULT: PASS	SGPA : 8		TOTAL :	500	372
GRADE- O:100%-90%,A+:89%-80%,A:79%-70%,B:69%-60%,C:59%-50%,D:49%-40%,E:39%-30%,F: < 30%					


PRINCIPAL


CONTROLLER OF EXAMINATION


2ND - SEMESTER EXAMINATION - 2024

NAME: PUSPITA PRIYADARSHINI
DEPARTMENT : P.G DEPT OF ANALYTICAL & APPLIED
ECONOMICS

SL NO. :
PGUNAAE/2ND/2024/007
ROLL NO: PGUNAAE23007
REGD NO:

Paper & Subjects	Grade	Grade Point	Credit Point	Maximum Mark	Marks Secured
1. MACRO ECONOMIC ANALYSIS-II	B	7	28	30 + 70	22 + 42
2. MICRO ECONOMIC ANALYSIS-II	B	7	28	30 + 70	24 + 39
3. ECONOMIC GROWTH AND DEVELOPMENT	B	7	28	30 + 70	23 + 45
4. ECONOMICS OF SOCIAL SECTOR	B	7	28	30 + 70	24 + 41
5. QUANTITATIVE METHODS-II	B	7	28	30 + 70	26 + 40
RESULT: PASS	SGPA : 7		TOTAL :	500	326
GRADE- O:100%-90%,A+:89%-80%,A:79%-70%,B:69%-60%,C:59%-50%,D:49%-40%,E:39%-30%,F: < 30%					


PRINCIPAL


CONTROLLER OF EXAMINATION


2ND - SEMESTER EXAMINATION - 2024

NAME: SARITA SAHOO
DEPARTMENT : P.G DEPT OF ANALYTICAL & APPLIED
ECONOMICS

SL NO. :
PGUNAAE/2ND/2024/008
ROLL NO: PGUNAAE23008
REGD NO:

Paper & Subjects	Grade	Grade Point	Credit Point	Maximum Mark	Marks Secured
1. MACRO ECONOMIC ANALYSIS-II	A+	9	36	30 + 70	23 + 57
2. MICRO ECONOMIC ANALYSIS-II	A+	9	36	30 + 70	26 + 59
3. ECONOMIC GROWTH AND DEVELOPMENT	B	7	28	30 + 70	22 + 45
4. ECONOMICS OF SOCIAL SECTOR	A+	9	36	30 + 70	27 + 57
5. QUANTITATIVE METHODS-II	A+	9	36	30 + 70	26 + 56
RESULT: PASS	SGPA : 8.6		TOTAL :	500	398
GRADE- O:100%-90%,A+:89%-80%,A:79%-70%,B:69%-60%,C:59%-50%,D:49%-40%,E:39%-30%,F: < 30%					


PRINCIPAL


CONTROLLER OF EXAMINATION